

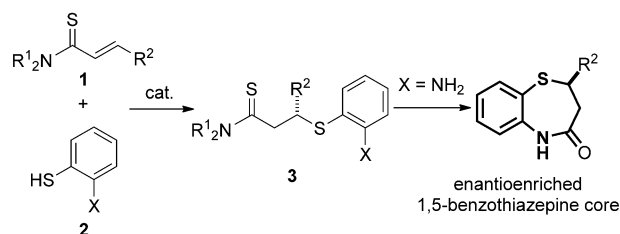
Synthetic Methods

Catalytic Asymmetric Conjugate Addition of Thiols to α,β -Unsaturated Thioamides: Expedient Access to Enantioenriched 1,5-Benzothiazepines**

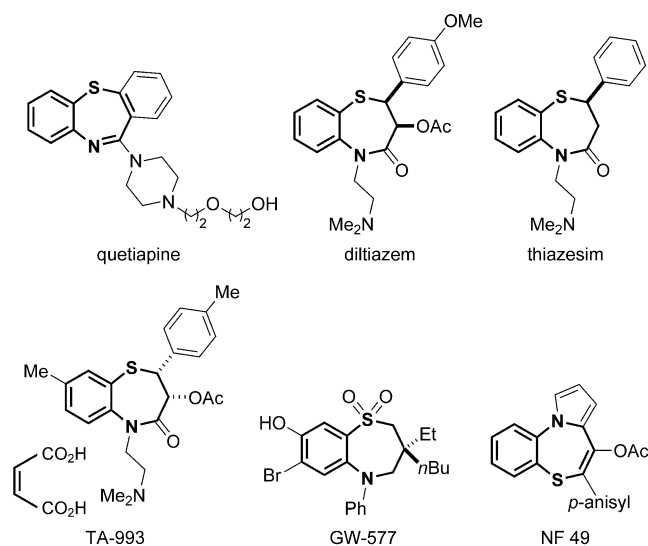
Takanori Ogawa, Naoya Kumagai,* and Masakatsu Shibasaki*

Conjugate addition offers a general strategy for site-specific reactions at carbon–carbon double bonds and is frequently used in organic synthesis. Recent advances in this field have rendered the transformation viable in both a catalytic and asymmetric manner. Although a wide variety of carbon and heteroatom nucleophiles are used in this process,^[1–5] the range of electrophiles used has been mostly limited to highly electrophilic conjugate addition acceptors, such as enones, enals, and nitroolefins. α,β -Unsaturated carboxylic acid derivatives exhibit inherently lower electrophilicity at the β -carbon atom and are thus less-common substrates in catalytic asymmetric conjugate addition reactions. We recently found that soft Lewis acids enhance the electrophilicity of α,β -unsaturated thioamides **1**, thus making them amenable to conjugate addition with in situ generated carbon nucleophiles.^[6] To expand the scope of conjugate additions using a thioamide electrophiles, we envisioned that the use of a soft Lewis basic heteroatom nucleophile would preferentially produce an electrophile and nucleophile assembly in an asymmetric environment at the transition state, thereby affording the enantioenriched conjugate-addition product. Herein, we report a catalytic asymmetric conjugate addition (sulfa-Michael reaction) of thiols **2**, as a soft nucleophile, to α,β -unsaturated thioamides **1** (Scheme 1).^[5,7,8] Optically active sulfides have a wide range of applications in chemistry and biology as chiral auxiliaries, ligands for asymmetric catalysis, and biologically active compounds.^[9] In particular, the 1,5-benzothiazepine skeleton is an important structure that is found in various pharmaceuticals and its efficient construction is of considerable interest (Scheme 2).^[10,11] We envisioned that a conjugate addition reaction that involves the use of thioamides, and is compatible with an amino moiety, could be applied in the efficient synthesis of a 1,5-benzothiazepine core bearing a stereogenic center.

Our previous investigations revealed that a mesitylcopper/chiral bisphosphine catalyst forms an active copper



Scheme 1. Catalytic asymmetric conjugate addition of thiols **2** to α,β -unsaturated thioamides **1** and expeditious access to 1,5-benzothiazepines.



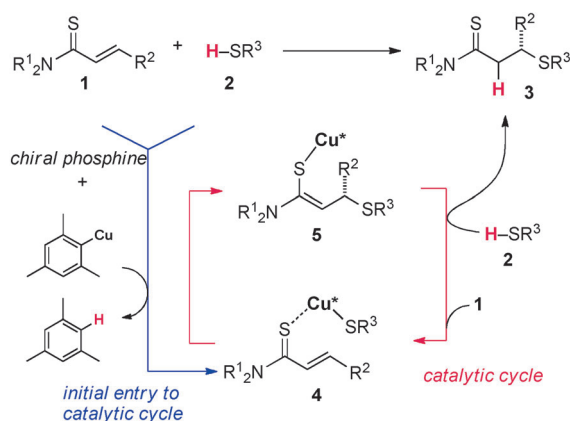
Scheme 2. Therapeutics, therapeutic candidates, and biological tools bearing a 1,5-benzothiazepine core.^[11]

nucleophile with the liberation of mesitylene.^[6b,d] An analogous catalytic cycle can be delineated for the conjugate addition of thiols **2** (Scheme 3). As the initial entry to the catalytic cycle, proton exchange with mesitylcopper and **2** would produce copper thiolate **4**, which activates the thioamide functionality as a soft Lewis acid to enable an enantioselective C–S bond formation to afford **5**. The intermediary copper thioamide enolate **5** serves as a soft Lewis acid/hard Brønsted base cooperative catalyst to promote proton exchange with thiol **2** to regenerate copper thiolate **4**.^[12] Mesitylcopper/(*R*)-DTBM-segphos (DTBM = 3,5-di-*tert*-butyl-4-methoxy) was quickly found to be a suitable precatalyst for the conjugate addition reaction of α,β -

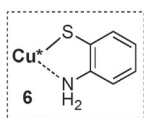
[*] T. Ogawa, Dr. N. Kumagai, Prof. Dr. M. Shibasaki
 Institute of Microbial Chemistry, Tokyo
 3-14-23 Kamiosaki, Shinagawa-ku, Tokyo 141-0021 (Japan)
 E-mail: nkumagai@bikaken.or.jp
 mshibasa@bikaken.or.jp
 Homepage: http://www.bikaken.or.jp/research/group/shibasaki/shibasaki-lab/index_e.html

[**] This work was financially supported by KAKENHI (No. 20229001 and 23590038).

Supporting information for this article is available on the WWW under <http://dx.doi.org/10.1002/anie.201204365>.



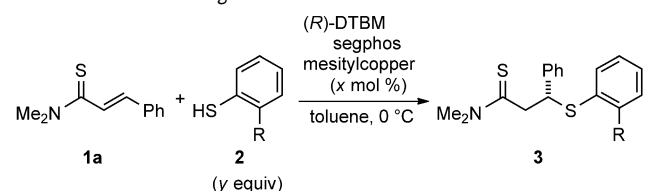
Cu*: Cu/chiral bisphosphine complex



Scheme 3. Designed catalytic cycle using mesitylcopper/bisphosphine precatalyst.

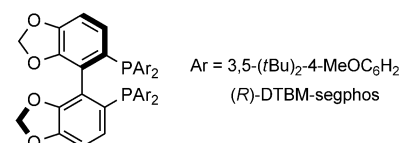
unsaturated thioamides **1a** and thiophenol (**2a**); the corresponding product **3aa** was obtained in high yield and enantioselectivity (Table 1, entry 1). However, the use of 2-aminothiophenol (**2b**) as a nucleophile presented a challenge, as both the amine and thiol functionalities are potentially nucleophilic and the presence of the acidic N–H protons could compromise the proton transfer catalysis. Moreover, we hypothesized that an amine functionality would decrease the reactivity of the copper thiolate as a result of the formation of a stable complex **6** (Scheme 3). Fortunately, **2b** served as suitable sulfur nucleophile and there was no detrimental

Table 1: Initial screening.^[a]



Entry	x	y	R	2	t [h]	Product	Yield ^[b] [%]	ee [%]
1	3	2	H	2a	24	3aa	quant.	98
2	3	2	NH ₂	2b	6	3ab	quant.	98
3	3	1.2	NH ₂	2b	24	3ab	quant.	98
4	1	1.2	NH ₂	2b	48	3ab	quant.	98
5 ^[c]	0.25	1.2	NH ₂	2b	40	3ab	82 ^[d]	> 99

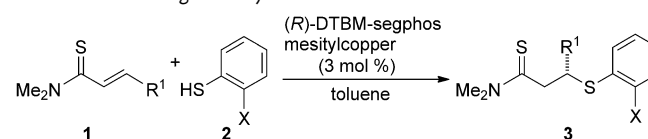
[a] Reactions were run at a 0.5 M concentration. [b] Determined by ¹H NMR analysis. [c] 1.0 g of **1a** was used. [d] Yield of the isolated product recovered by filtration after adding *n*-hexane to the reaction mixture.



effect to the reactivity in the presence of the amine group (Table 1, entry 2).^[13] The amount of **2b** and the catalyst loading could be reduced to 1.2 equivalents and 0.25 mol %, respectively, without any loss of enantioselectivity (Table 1, entries 3–5). The reaction could be carried out on a 1 g scale and an aqueous work-up was avoided by the addition of *n*-hexane to the reaction mixture to form a suspension that was then filtered; the recovered solid product had an enriched *ee* value of up to > 99% *ee* (Table 1, entry 5).^[14]

We then focused on the scope of this conjugate addition protocol (Table 2). Irrespective of the electronic nature of the *ortho* substituent of the thiophenols, the corresponding conjugate addition products were obtained with high enantioselectivity (Table 2, entries 1–6). An *ortho*-hydroxy group had no negative effects on reactivity and enantioselectivity

Table 2: Substrate generality.^[a]

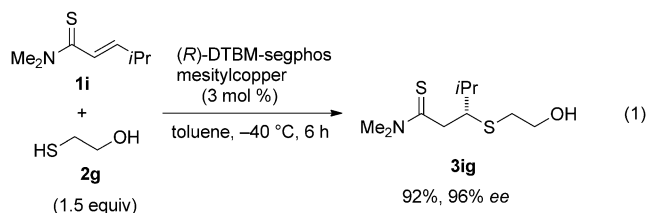


Entry	Thioamide (1) R ¹	Thiophenol (2) X	Product (3)	T [°C]	t [h]	Yield ^[b] [%]	ee [%]
1	Ph	1a H	2a 3aa	0	24	93	94
2	Ph	1a NH ₂	2b 3ab	0	6	88	98
3	Ph	1a OH	2c 3ac	0	20	92	93
4	Ph	1a Me	2d 3ad	0	72	83	93
5	Ph	1a OMe	2e 3ae	0	96	64	97
6	Ph	1a Cl	2f 3af	0	96	47	95
7	4-MeC ₆ H ₄	1b NH ₂	2b 3bb	0	24	85	98
8	4-ClC ₆ H ₄	1c NH ₂	2b 3cb	0	6	86	98
9	4-MeOC ₆ H ₄	1d NH ₂	2b 3db	0	20	90	98
10 ^[c]	2-furyl	1e NH ₂	2b 3eb	0	24	81	97
11	2-thienyl	1f NH ₂	2b 3fb	0	24	78	97
12	(<i>E</i>)-CH=CHCH ₃	1g NH ₂	2b 3gb	0	24	71	95
13	Me	1h NH ₂	2b 3hb	0	1	85	88
14	Me	1h NH ₂	2b 3hb	−40	2	90	97
15	<i>i</i> Pr	1i NH ₂	2b 3ib	−40	6	93	99

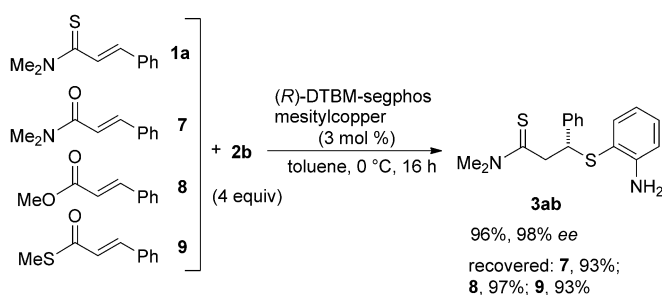
[a] **1**: 0.4 mmol; **2**: 0.6 mmol. [b] Yield of the isolated product. [c] **1e**: 1.0 mmol; **2b**: 1.5 mmol.

(Table 2, entry 2). The reactions of α,β -unsaturated thioamides **1b–f**, which bear β -aryl or β -heteroaryl substituents, produced the products with high enantioselectivity and were accelerated by the presence of an electron-withdrawing substituent on the aryl ring (Table 2, entries 7–11). The reaction of diene-conjugated thioamide **1g** led to the exclusive formation of the 1,4-conjugate addition product (Table 2, entry 12). β -Alkyl (Me) substituted thioamide exhibited much higher reactivity, with the reaction reaching full conversion after 1 h at 0 °C, albeit with lower enantioselectivity (Table 2, entry 13). Even at −40 °C the reaction proceeded rapidly, and the enantioselectivity was improved to 97% *ee* (Table 2, entry 14). These modified reaction conditions were applied to thioamides having a β -isopropyl substituent to give the desired product with high enantioselectivity

lectivity (Table 2, entry 15). The catalytic system was also applicable to a functionalized alkylthiol; the reaction of α,β -unsaturated thioamide **1i** and 2-mercaptoethanol (**2g**) proceeded smoothly at -40°C without protection of the hydroxy group, to afford the corresponding product **3ig** with high enantioselectivity [Eq. (1)].



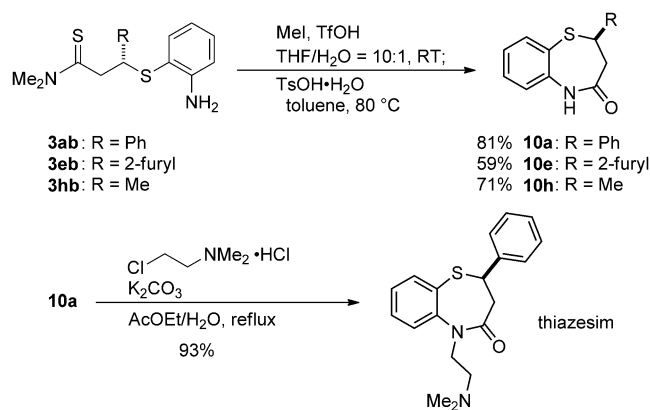
The present conjugate addition reaction is highly chemoselective. A competition reaction of α,β -unsaturated carboxylic acid derivatives, thioamide **1a**, amide **7**, ester **8**, and thioester **9**, with 2-aminothiophenol resulted in the exclusive formation of conjugate addition product **3ab** with recovery of unreacted **7–9** (Scheme 4). This result is presumably due to the specific activation of the thioamide functionality in soft Lewis acidic copper thiolate **4** to form the favorable six-membered transition state (Scheme 3).



Scheme 4. Competitive reaction with α,β -unsaturated carboxylic acid derivatives.

Notably, the product obtained from 2-aminothiophenol (**2b**) can be transformed into the corresponding 1,5-benzothiazepin-4(*5H*)-ones (Scheme 5).^[10,15] Chemoselective methylation of the thioamide functionality by MeI in THF/ H_2O (10:1) under acidic conditions gave a transient thioester, and subsequent heating with a catalytic amount of $\text{TsOH}\cdot\text{H}_2\text{O}$ in toluene at 80°C furnished the corresponding 1,5-benzothiazepin-4(*5H*)-ones.^[16] This procedure was effective for β -aryl, β -heteroaryl, and β -alkyl substituted substrates **3ab**, **3eb**, and **3hb**. Product **10a** was further transformed into thiazesim, an antidepressant agent.^[17–20]

In conclusion, we have developed a catalytic asymmetric conjugate addition of thiols to α,β -unsaturated thioamides. The reaction was performed by mixing a commercially available mesitylcopper and (R) -DTBM-segphos precatalyst with the substrates, and work-up by filtration offers operational simplicity. The compatibility of the reaction with a free



Scheme 5. Transformation of the product into 1,5-benzothiazepin-4-ones and the enantioselective synthesis of thiazesim. Tf = trifluoromethanesulfonyl, Ts = *p*-toluenesulfonyl.

amino group and a suitable thioamide allowed for expeditious access to the 1,5-benzothiazepine skeleton.

Received: June 5, 2012

Published online: July 16, 2012

Keywords: 1,5-benzothiazepine · asymmetric catalysis · chemoselectivity · conjugate addition · synthetic methods

- [1] For general reviews on catalytic asymmetric conjugate addition: a) N. Krause, A. Hoffmann-Röder, *Synthesis* **2001**, 171; b) M. P. Sibi, S. Manyem, *Tetrahedron* **2000**, *56*, 8033; c) M. Kanai, M. Shibasaki, *Catalytic Asymmetric Synthesis*, 2nd ed. (Ed.: I. Ojima), Wiley, New York, **2000**, pp. 569; d) M. Yamaguchi in *Comprehensive Asymmetric Catalysis* (Eds.: E. N. Jacobsen, A. Pfaltz, H. Yamamoto), Springer, Heidelberg, **2004**, Suppl. 1, pp. 151; e) A. Alexakis, C. Benhaim, *Eur. J. Org. Chem.* **2002**, 3221; f) J. Christoffers, A. Baro, *Angew. Chem.* **2003**, *115*, 1726; *Angew. Chem. Int. Ed.* **2003**, *42*, 1688; g) D. Almaši, D. A. Alonso, C. Nájera, *Tetrahedron: Asymmetry* **2007**, *18*, 299; h) S. B. Tsogoeva, *Eur. J. Org. Chem.* **2007**, 1701; i) S. Sulzer-Mossé, A. Alexakis, *Chem. Commun.* **2007**, 3123; j) J. L. Vicario, D. Badía, L. Carrillo, *Synthesis* **2007**, 2065.
- [2] For a review of the aza-Michael reaction, see: D. Enders, C. Wang, J. X. Liebich, *Chem. Eur. J.* **2009**, *15*, 11058.
- [3] For a review of the oxa-Michael reaction, see: C. F. Nising, S. Bräse, *Chem. Soc. Rev.* **2012**, *41*, 988.
- [4] For a review of the phospho-Michael reaction, see: D. Enders, A. Saint-Dizier, M. Lannou, A. Lenzen, *Eur. J. Org. Chem.* **2006**, 29.
- [5] For a review of the sulfa-Michael reaction, see: D. Enders, K. Lüttgen, A. A. Narine, *Synthesis* **2007**, 959.
- [6] a) R. Yazaki, N. Kumagai, M. Shibasaki, *J. Am. Chem. Soc.* **2010**, *132*, 10275; b) R. Yazaki, N. Kumagai, M. Shibasaki, *Chem. Asian J.* **2011**, *6*, 1778; c) Y. Yanagida, R. Yazaki, N. Kumagai, M. Shibasaki, *Angew. Chem.* **2011**, *123*, 8056; *Angew. Chem. Int. Ed.* **2011**, *50*, 7910; d) T. Ogawa, S. Mouri, R. Yazaki, N. Kumagai, M. Shibasaki, *Org. Lett.* **2012**, *14*, 110.
- [7] Catalytic asymmetric conjugate addition of thiols to α,β -unsaturated carboxylic acid derivatives: a) H. Yamashita, T. Mukaiyama, *Chem. Lett.* **1985**, 363; b) T. Kitazume, K. Murata, Y. Kokusho, S. Iwasaki, *J. Fluorine Chem.* **1988**, *39*, 75; c) K. Nishimura, M. Ono, Y. Nagaoka, K. Tomioka, *J. Am. Chem. Soc.* **1997**, *119*, 12974; d) S. Kanemasa, Y. Oderaotoshi, E. Wada, *J.*

- Am. Chem. Soc.* **1999**, *121*, 8675; e) S. Kobayashi, C. Ogawa, M. Kawamura, M. Sugiura, *Synlett* **2001**, 983; f) S. Kanemasa, K. Ito, *Eur. J. Org. Chem.* **2004**, 4741; g) K. Matsumoto, A. Watanabe, T. Uchida, K. Ogi, T. Katsuki, *Tetrahedron Lett.* **2004**, *45*, 2385; h) B.-J. Li, L. Jiang, M. Liu, Y.-C. Chen, L.-S. Ding, Y. Wu, *Synlett* **2005**, 603; i) S. J. K. Sauerland, E. Kiljunen, A. M. P. Koskinen, *Tetrahedron Lett.* **2006**, *47*, 1291; j) A. M. M. Abe, S. J. K. Sauerland, A. M. P. Koskinen, *J. Org. Chem.* **2007**, *72*, 5411; k) M. Kawatsura, Y. Komatsu, M. Yamamoto, S. Hayase, T. Itoh, *Tetrahedron* **2008**, *64*, 3488; l) Y. Liu, B. Sun, B. Wang, M. Wakem, L. Deng, *J. Am. Chem. Soc.* **2009**, *131*, 418; m) J. Sun, G. C. Fu, *J. Am. Chem. Soc.* **2010**, *132*, 4568; n) X.-Q. Dong, X. Fang, C.-J. Wang, *Org. Lett.* **2011**, *13*, 4426; o) X.-Q. Dong, X. Fang, H.-Y. Tao, X. Zhou, C.-J. Wang, *Adv. Synth. Catal.* **2012**, 354, 1141.
- [8] Conjugate addition of thiols to α -substituted acrylate derivatives coupled with catalytic asymmetric protonation: a) A. Kumar, R. V. Salunkhe, R. A. Rane, S. Y. Dike, *J. Chem. Soc. Chem. Commun.* **1991**, 485; b) E. Emori, T. Arai, H. Sasai, M. Shibasaki, *J. Am. Chem. Soc.* **1998**, *120*, 4043; c) K. Nishimura, M. Ono, Y. Nagaoka, K. Tomioka, *Angew. Chem.* **2001**, *113*, 454; *Angew. Chem. Int. Ed.* **2001**, *40*, 440; d) D. Leow, S. Lin, S. K. Chittimalla, X. Fu, C.-H. Tan, *Angew. Chem.* **2008**, *120*, 5723; *Angew. Chem. Int. Ed.* **2008**, *47*, 5641; e) N. K. Rana, V. K. Singh, *Org. Lett.* **2011**, *13*, 6520; f) L. Dai, H. Yang, J. Niu, F. Chen, *Synlett* **2012**, 314.
- [9] a) A. Nudelman, *The Chemistry of Optically Active Sulfur Compounds*, Gordon and Breach, New York, **1984**; b) *Sulphur-Containing Drugs and Related Organic Compounds* (Ed.: L. A. Damani), Wiley, New York, **1989**; c) *Organosulfur Chemistry in Asymmetric Synthesis* (Eds.: T. Toru, C. Bolm), Wiley-VCH, Weinheim, **2008**; d) *Chiral Sulfur Ligands: Asymmetric Catalysis* (Ed.: H. Pellissier), Royal Society of Chemistry, Cambridge, **2009**; e) J. Clayden, P. MacLellan, *Beilstein J. Org. Chem.* **2011**, *7*, 582.
- [10] For reviews on synthesis and applications of 1,5-benzothiazepines, see: a) A. Lévai, *J. Heterocycl. Chem.* **2000**, *37*, 199; b) A. Lévai, A. Kiss-Szikszai, *ARKIVOC* **2008**, 65; c) J. B. Bariwal, K. D. Upadhyay, A. T. Manvar, J. C. Trivedi, J. S. Singh, K. S. Jain, A. K. Shah, *Eur. J. Med. Chem.* **2008**, *43*, 2279.
- [11] Quetiapine, a clinically used for the treatment of schizophrenia: a) H. M. Geyer III, N. Watzman, J. P. Buckley, *J. Pharm. Sci.* **1970**, *59*, 964; b) J. Hopenwasser, A. Mozayani, T. J. Danielson, A. Harbin, H. S. Narula, D. H. Posey, P. W. Shrode, S. K. Wilson, R. Li, L. A. Sanchez, *J. Anal. Toxicol.* **2004**, *28*, 264; diltiazem is a clinically used Ca^{2+} channel blocker for the treatment of hypertension: c) T. Nagao, M. Sato, H. Nakajima, A. Kiyomoto, *Chem. Pharm. Bull.* **1973**, *21*, 92; thiazesim, an antidepressant drug: d) J. Krapcho, E. R. Spitzmiller, C. F. Turk, *J. Med. Chem.* **1963**, *6*, 544; e) J. Krapcho, C. F. Turk, *J. Med. Chem.* **1966**, *9*, 191; TA-993, an anti-platelet agent: f) H. Narita, M. Kaburaki, H. Doi, A. Yasoshima, S. Murata, *Jpn. J. Pharmacol.* **1995**, *68*, 397; GW-577, under preclinical study for treatment of lipoprotein disorders: g) L. E. Brieady, A. L. Handlon, G. L. Hodgson, Jr., EP792268, **1997**; WO9616051, **1996**; NF 49, an agonist of constitutive androstane receptor 3: h) L. E. Anderson, A. M. Dring, L. D. Hamel, M. A. Stoner, *Toxicol. Lett.* **2011**, *202*, 148.
- [12] For recent reviews on cooperative catalysis, see: Lewis acid/Brønsted base a) M. Shibasaki, N. Yoshikawa, *Chem. Rev.* **2002**, *102*, 2187; b) N. Kumagai, M. Shibasaki, *Angew. Chem.* **2011**, *123*, 4856; *Angew. Chem. Int. Ed.* **2011**, *50*, 4760; Lewis acid/Lewis base: c) M. Kanai, N. Kato, E. Ichikawa, M. Shibasaki, *Synlett* **2005**, 1491; d) D. H. Paull, C. J. Abraham, M. T. Scerba, E. Alden-Da orth, T. Lectka, *Acc. Chem. Res.* **2008**, *41*, 655; Lewis acid/Brønsted acid and Lewis acid/Lewis acid: e) H. Yamamoto, K. Futatsugi, *Angew. Chem.* **2005**, *117*, 1958; *Angew. Chem. Int. Ed.* **2005**, *44*, 1924; f) H. Yamamoto, K. Futatsugi, *Acid Catalysis in Modern Organic Synthesis* (Eds.: H. Yamamoto, K. Ishihara) Wiley-VCH, Weinheim, **2008**.
- [13] No products derived from the conjugate addition at the nitrogen atom were detected.
- [14] The absolute configuration of the product was determined after converting into the reported compounds. See the Supporting Information for details.
- [15] For the construction of enantioenriched 1,5-benzothiazepine-4(5H)-one from catalytic asymmetric protonation coupled with the conjugate addition of 2-aminothiophenol, see Ref. [8e].
- [16] For acid-catalyzed lactam formation for the synthesis of 1,5-benzothiazepine-4(5H)-ones, see: a) S. Yamada, I. Tsujioka, T. Shibatani, R. Yoshioka, *Chem. Pharm. Bull.* **1999**, *47*, 146; b) C. B. W. Phippen, C. S. P. McErlean, *Tetrahedron Lett.* **2011**, *52*, 1490, and references cited therein.
- [17] For the synthesis of the racemate of thiazesim, see Ref. [11d,e,16b].
- [18] For the synthesis of the racemate and optical resolution of thiazesim, see: a) J. Krapcho, C. F. Turk, J. J. Piala, *J. Med. Chem.* **1968**, *11*, 361.
- [19] For the enantioselective synthesis of thiazesim by a chemoenzymatic reaction, see: a) S. Y. Dike, D. H. Ner, A. Kumar, *Bioorg. Med. Chem. Lett.* **1991**, *1*, 383; b) A. Kumar, D. H. Ner, S. Y. Dike, *Ind. J. Chem. Sect. B.* **1992**, *31*, 803.
- [20] For a formal enantioselective synthesis of thiazesim by catalytic asymmetric conjugate addition of thiophenol to alkenylisoxazoles, see: Q.-L. Pei, H.-W. Sun, Z.-J. Wu, X.-L. Du, X.-M. Zhang, W.-C. Yuan, *J. Org. Chem.* **2011**, *76*, 7849.